

Changing Majors and Time to Graduation—Graphs Spring 2014 Graduates at LaGuardia Community College

Nate Dickmeyer
Institutional Research & Assessment
December 9, 2014

Switching major outside of Council costs graduates a semester and a half on average.

Two-thirds of the 1,450 students who graduated from LaGuardia during Spring 2014 graduated in a major within the same Council as their initial major.

Figure 1 shows that majors within Social Sciences (92%) and Business (86%) remained most loyal to their Council. Liberal Arts majors (49%) and STEM majors (50%) were least likely to graduate with majors in their original Council. 15% of original STEM majors and 14% of original Liberal Arts majors graduated in Business. 14% of STEM majors ended as Health Sciences majors.

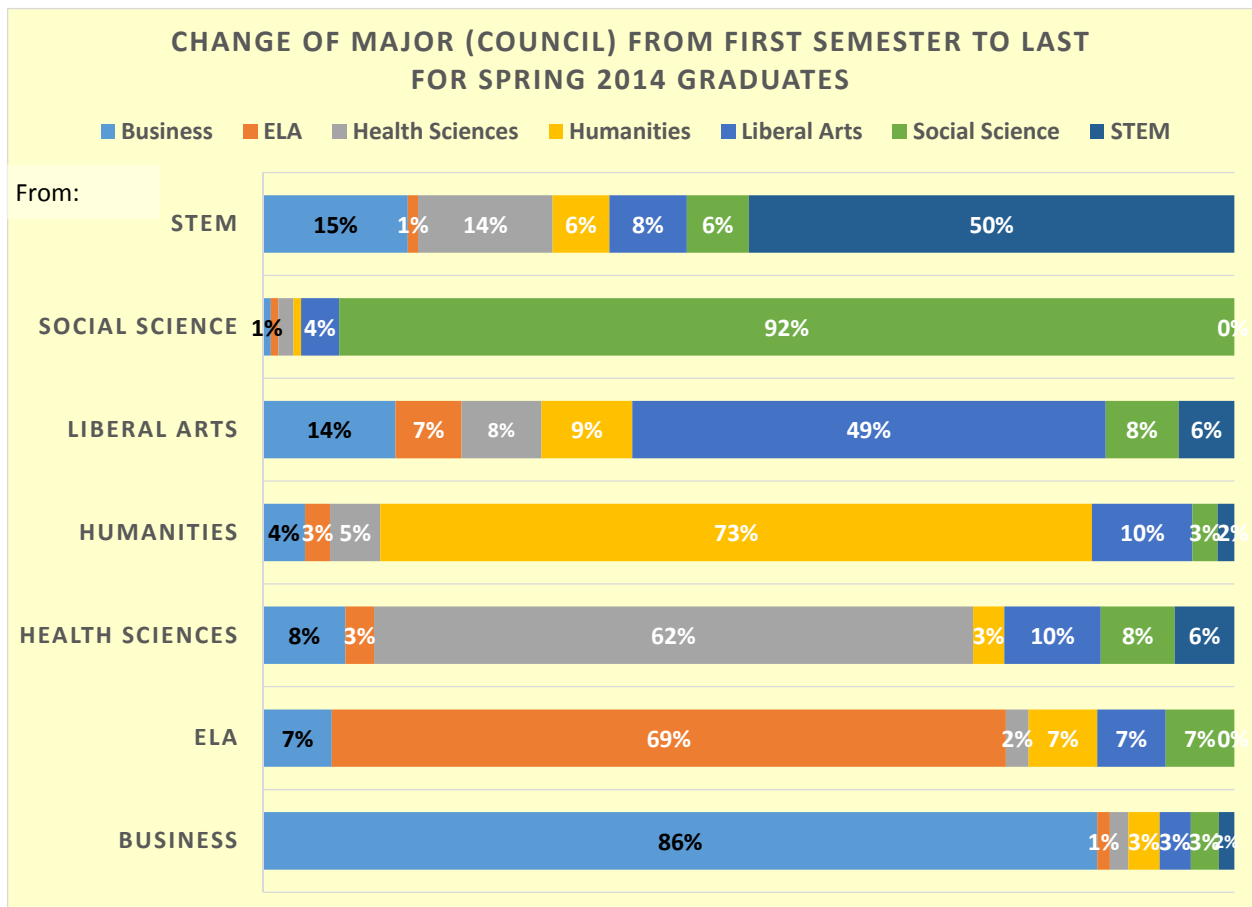


Figure 1

Council-level major changes with more than ten graduates are shown in Figure 2. The further to the right on the graph, the higher the GPA of that change group. The higher on the graph, the longer it took to graduate in terms of active semesters of enrollment. The size of the circle indicates the number of graduates in that change group with the largest circles belonging to the “no change” of majors within councils groups.

Number of Spring 14 Graduates (size of circles) by the Average Number of Active Semesters until Graduation and by the Average Final Cumulative GPA of Graduates

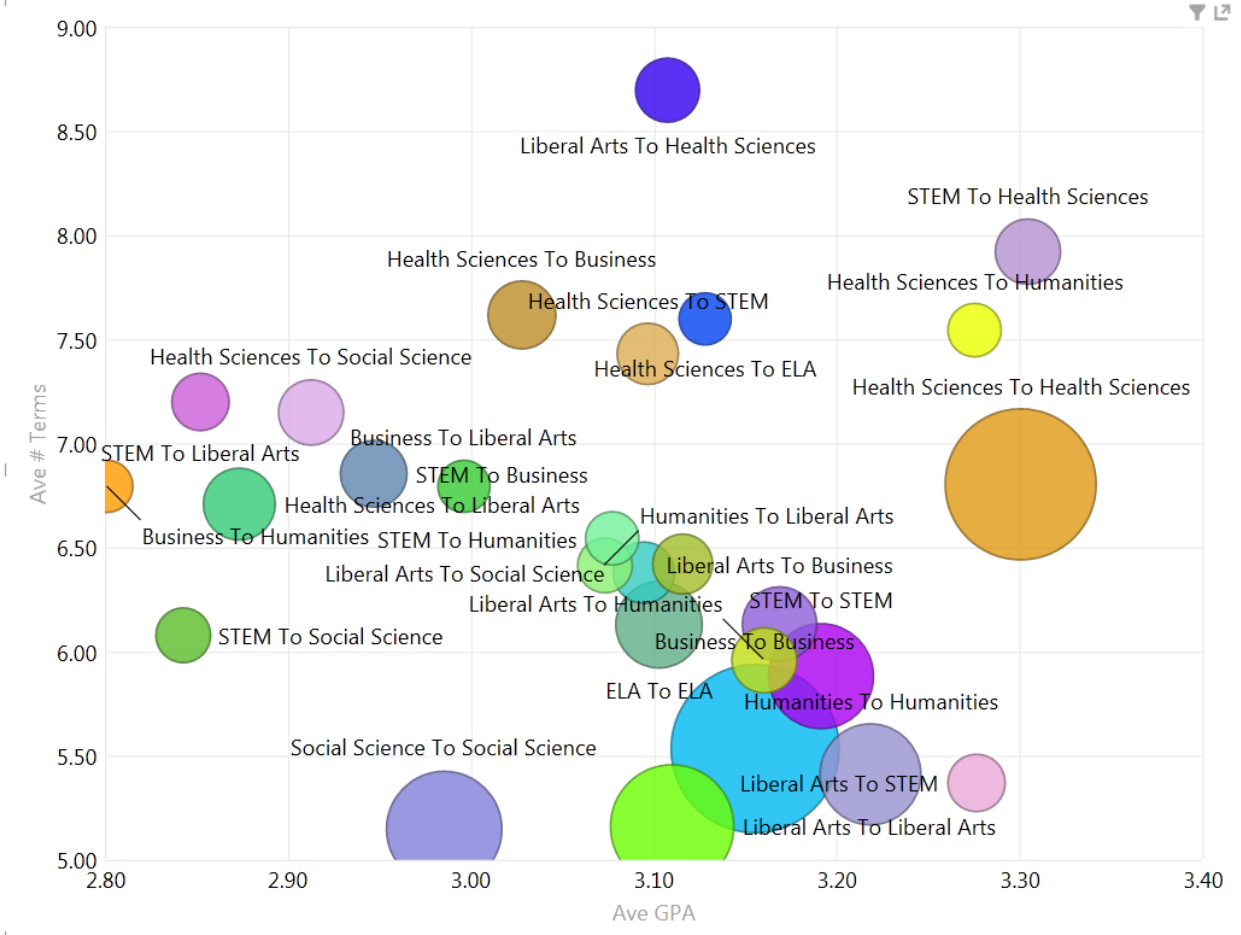


Figure 2

The highest GPA’s were held by students who did not change out of Health Sciences, those who went from Health Sciences to the Humanities, and those who went from STEM to the Health Sciences.

The longest time to degree belongs to students who started in the Health Sciences and went anywhere, started anywhere and went to the Health Science or who stayed in the Health Sciences.

The lowest GPAs belong to students who started in Business and changed major to Humanities, those who started in STEM and changed major into Liberal Arts or Social Science and those who started in Health Sciences and changed major into Social Science or Liberal Arts.

As shown in Figure 3 the higher the number of major changes that take a student to a different Council, the longer it takes to graduate. The four students who changed major going from one Council to another four times before graduating in Spring 2014 took, on average, ten active semesters to graduate. The 944 students who did not change major outside of their original council took, on average, 5.6 active semesters to graduate. Each major change outside of a Council adds about a semester and a half to average time to graduation.

Change of Major Outside of Council--Grads Spring 2014

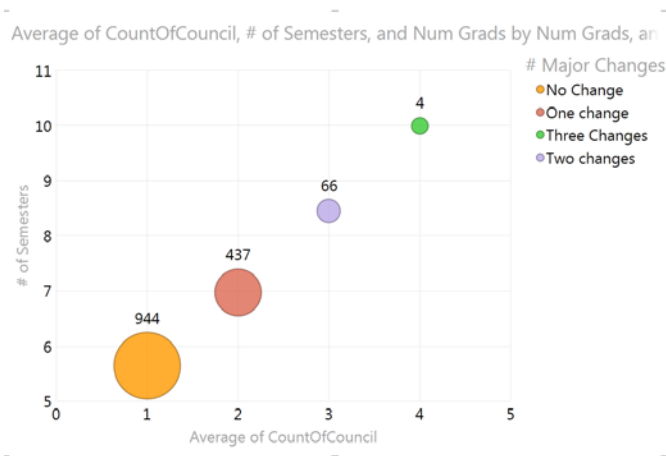


Figure 3

Figure 4 shows that the higher the number of major changes outside of Council, the lower the final GPA. This is an indication, not of the effect of major changes, but of who changes major. Students with lower GPA's appear to change major more often.

Change of Major Outside of Council--Grads Spring 2014

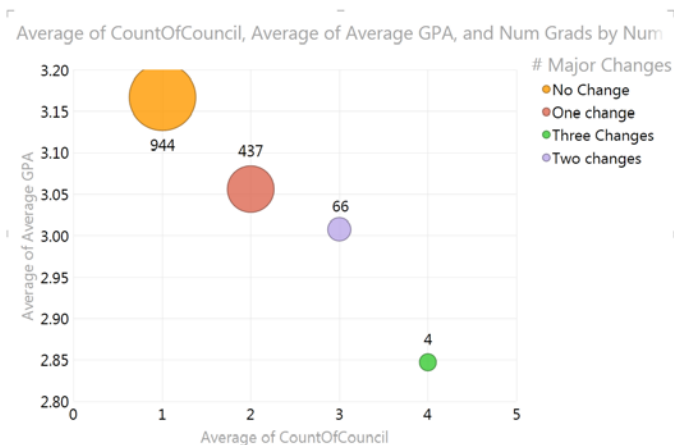


Figure 4

Figure 5 considers all major changes, including those within a Council. The results are roughly the same, although here, changing twice and four times only adds a semester and not a semester and a half.

Number of Spring 14 Grads by Major Changes & Semesters

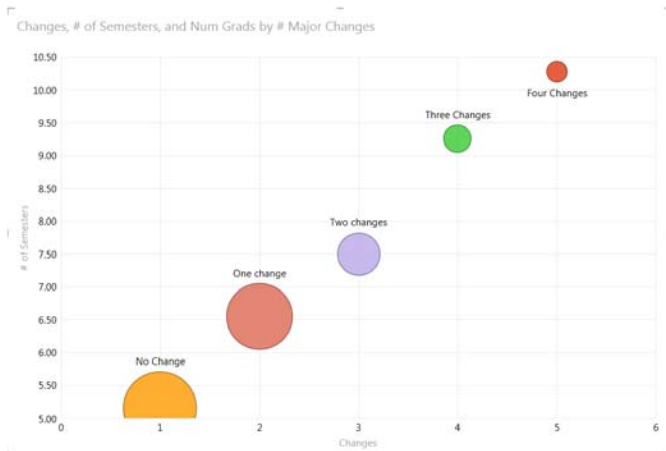


Figure 5

The GPA drop is also smaller when we count within Council major changes (not shown), only 0.20 points, compared with 0.32 points going from no change to three changes.