

For the U.S. to regain the top ranking in the world for college degree attainment, Latinos will need to earn 5.5 million more degrees by 2020.

## FAST FACTS

### K-12 POPULATION


In the United States, **22%** of the K-12 population was **Latino**.<sup>1</sup>

### POPULATION

In the United States, **17%** of the population was **Latino**.<sup>2</sup> Projections show a continued increase.

### MEDIAN AGE

The median age of Latinos in the United States was 27, compared to 42 for White non-Hispanics.<sup>3</sup>



### DEGREE ATTAINMENT

In the United States, **19%** of Latino adults (25 to 64 years old) had earned an associate degree or higher, compared to **39%** of all adults.<sup>4</sup>

**Latino adults = 1.9 of 10**



**All adults = 3.9 of 10**

To reach the degree attainment goal by 2020, the U.S. can: 1) close the equity gap in college completion; 2) increase the number of degrees conferred; and, 3) scale up programs and initiatives that work for Latino and other students. The following is a framework for tracking Latino degree attainment in the U.S.

### ENROLLING: Top 5 institutions (Hispanic Undergraduates), 2011-12

	Institution	State	Sector	Grand Total	Hispanic Total	% Hispanic
1	Miami Dade College	FL	4yr Public	63,736	44,809	70
2	South Texas College	TX	4yr Public	29,604	26,857	91
3	El Paso Community College	TX	2yr Public	30,723	26,178	85
4	East Los Angeles College	CA	2yr Public	37,057	24,009	65
5	Florida International University	FL	4yr Public	35,888	23,584	66

### ASSOCIATE DEGREES: Top 5 institutions awarding to Hispanics, 2011-12

	Institution	State	Sector	Grand Total	Hispanic Total	% Hispanic
1	Miami Dade College	FL	4yr Public	11,959	7,958	67
2	El Paso Community College	TX	2yr Public	3,790	3,244	86
3	University of Phoenix – Online	—	4yr Private For-Profit	39,341	2,424	6
4	South Texas College	TX	4yr Public	2,292	2,138	93
5	Valencia College	FL	4yr Public	7,974	2,129	27

### BACHELOR DEGREES: Top 5 institutions awarding to Hispanics, 2011-12

	Institution	State	Sector	Grand Total	Hispanic Total	% Hispanic
1	Florida International University	FL	4yr Public	7,238	4,549	63
2	University of Phoenix – Online	—	4yr Private For-Profit	32,432	2,613	8
3	The University of Texas at El Paso	TX	4yr Public	3,047	2,413	79
4	The University of Texas – Pan American	TX	4yr Public	2,502	2,228	89
5	Arizona State University	AZ	4yr Public	13,210	2,108	16

Source: *Excelencia in Education* analysis using Institutional Postsecondary Education Data System (IPEDS), 2011-2012 enrollment and completions data, National Center for Education Statistics (NCES), U.S. Department of Education

# National Equity Gap in Degree Completion

Closing the equity gap in college completion can be tracked by the 3 measures provided below. Alone, none of these measures capture the entire “story” of equity in degree completion. However, in combination, they provide a useful picture of the equity gap in degree attainment between Latino and white cohorts in the U.S. in a single year (2010-11).

**Graduation rates** - Total graduation within 150% percent of program time for first-time, full-time freshman

**Completions per 100 FTE students** – Total undergraduate degrees and certificates awarded per 100 full-time equivalent students (incorporates part-time students)

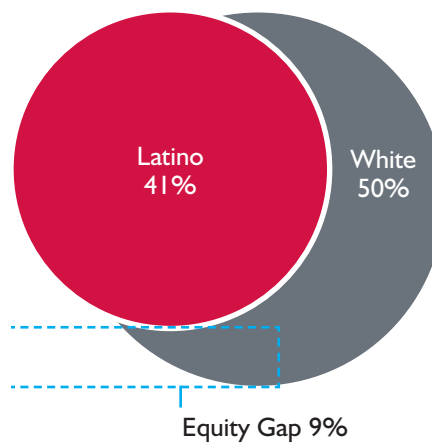
**Completions Relative to the Population in Need** – Total undergraduate degrees and certificates awarded per 1,000 adults 25 years and older relative to the adult population with no college degree.

## DEGREE ATTAINMENT

Percentage of Latino adults in the United States (25 to 64 years old) with an associate degree or higher, compared to all adults in United States.<sup>5</sup>



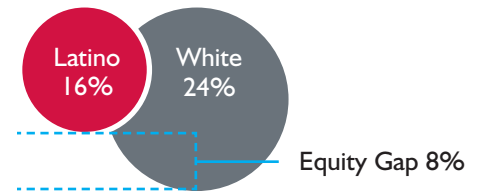
## GRADUATION RATES: 2010 – 11



## COMPLETIONS PER 100 FTE



## POPULATION IN NEED



# Examples of What Works for Latino Students

Communities and institutions across the country are showing success in enrolling, retaining, and graduating Latino students. For more information on programs with evidence of effectiveness of improving Latino student success in higher education, access *Excelencia* in Education’s Growing What Works database at <http://www.edexcelencia.org/examples>

1 U.S. Census Bureau, 2009-11 American Community Survey. [www.census.gov/acs](http://www.census.gov/acs)

2 U.S. Census Bureau, Population and Housing Unit Estimates, 2012 State and National Population Estimates by Age, Sex, Race, and Hispanic Origin: April 1, 2010 to July 1, 2012, PEPSR6H. Released 06/13/13, Retrieved 06/19/13. [www.census.gov](http://www.census.gov)

3 U.S. Census Bureau, 2007-11 American Community Survey. [www.census.gov/acs](http://www.census.gov/acs)

4 Lumina Foundation for Education. *A Stronger Nation Through Higher Education*, 2013. [www.luminafoundation.org](http://www.luminafoundation.org)