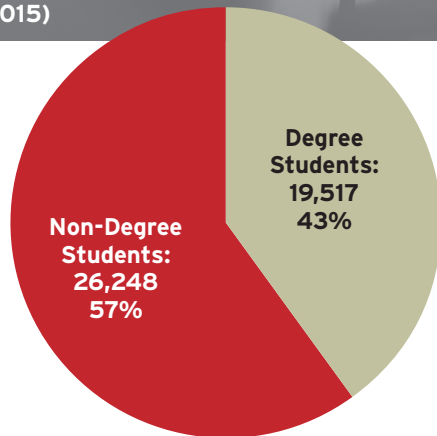
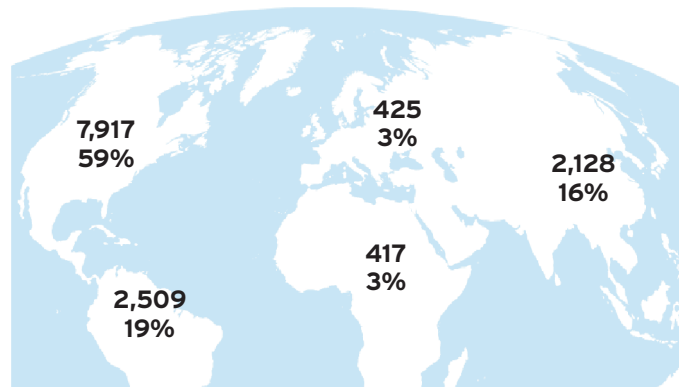


- Over 45,000 students from more than 145 countries come to LaGuardia Community College each year.
- Over 67% of LaGuardia students have an annual family income under \$25,000.
- Lifetime earnings increase more than \$400,000 for students with an associate degree.
- Although community colleges serve the most academically and financially challenged students in our nation, private research colleges receive more than twice the funding per student.
- Over the past decade, the LaGuardia Community College Foundation has raised more than \$18 million for scholarships, emergency funds and new initiatives aimed at enhancing student success.
- LaGuardia's Business Services Programs have helped more than 22,000 small businesses grow and created over 9,500 jobs in little more than a decade.
- LaGuardia is a national voice on behalf of community colleges, and has garnered major support from leading foundations such as Goldman Sachs, Bill and Melinda Gates, Robin Hood, Kresge, Ford, Henry Luce, Carroll and Milton Petrie and Tortora Sillcox Family.

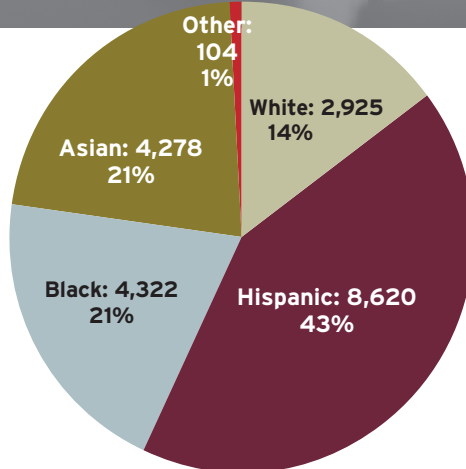
**ENROLLMENT:**  
45,765 (FALL 2015)



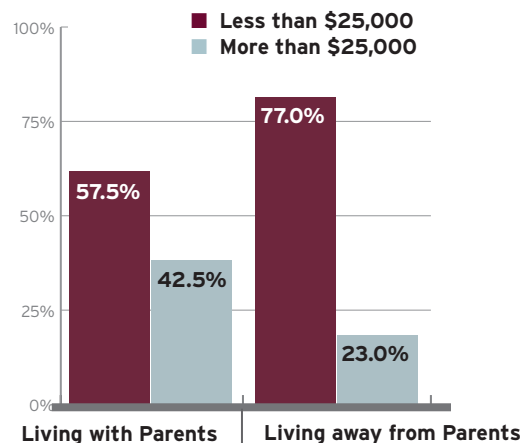
**WHERE DO OUR STUDENTS COME FROM?**



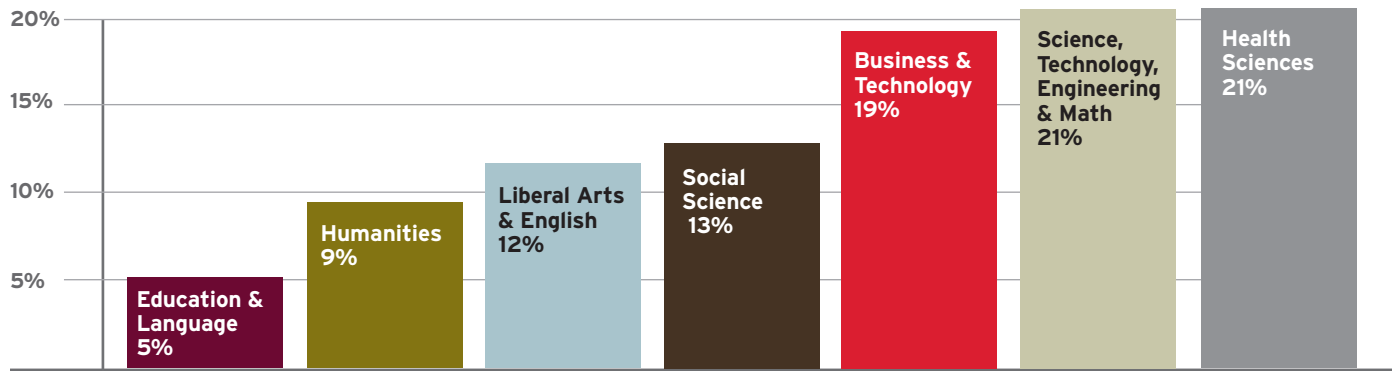
**RACE/ETHNICITY**



**STUDENTS WITH FAMILY INCOME ABOVE AND BELOW \$25,000**



## MAJOR AREAS OF STUDY



## THE COLLEGE

**President:** Dr. Gail O. Mellow

### Faculty:

395 Full Time  
723 Part Time  
58% Have doctorates – more than twice the national average

**Founded:** 1971

### College Revenue:

40% Government Appropriations  
36% Grants & Contracts  
15% Tuition and Fees  
9% Other Sources

### Charitable Support:

LaGuardia Community College Foundation, a separate 501(c)(3), has raised over \$18 million since its formation in 2003, and has provided scholarships and emergency support to more than 10,000 students.

### Grants:

Secured \$16.7 million from government and foundations.

## DEGREE STUDENTS

**Annual Tuition** \$4,800

**Enrollment** 54% Full-Time  
46% Part-Time

### Entering Academic Credential

61% High School Diploma  
33% Transfer  
6% TASC (Test Assessing High School Completion)

**Age** 58% 17-22  
28% 23-29  
14% 30+

**Gender** 57% Female  
43% Male

**Native Languages** 98

**Receiving Financial Aid** 56%

## ADULT & CONTINUING EDUCATION

### Enrollment by Educational Programs and Services

41% Pre-College Academic Programs  
37% Workforce Development and Training  
22% Business Development Services

### Age

22% 20-24  
18% 25-29  
20% 30-39  
17% 40-49

### Race/Ethnicity

57% Hispanic  
14% Black  
20% Asian  
7% White  
2% Other



LaGuardia  
Community College

**DARE TO DO MORE**

31-10 Thomson Avenue  
Long Island City, NY 11101  
718-482-5010  
www.laguardia.edu

